

XXVIII
IFMSS
AMAZON
BRAZIL
2009

IFMSS 2009 CONFERENCE
Scientific Activities

September 06th – 10th, 2009


September 6 - Sunday

16h00 Registration

19h00 Cocktail at Hotel Tropical

19h30 Show : "Grupo Umbauba" at Hotel Tropical

20h30 Dinner at Hotel Tropical



XXVIII
IFMSS
AMAZON
BRAZIL
2009

September 7 - Monday

07h00	Transfer from Hotel Tropical to Ceasa's Deck (bus)
08h30	Boat
12h00	Ariaú Amazon Towers : Reception
12h30	Lunch Time
14h00 - 18h30	Scientific Activities
14h00 - 16h00	Session A - "Twins (Part 1)" <i>Moderated by : Ricardo Barini & Jan Deprest</i>

1. Outcome prediction in monochorionic diamniotic twin pregnancies presenting with discordant amniotic fluid and not fulfilling the criteria of TTTS.

Jan Deprest

2. Clinical outcome in neonates with twin anaemia-polycythemia sequence

Enrico Lopriore

3. Haematological characteristics in neonates with twin anaemia-polycythemia sequence

Enrico Lopriore

4. The Solomon Trial

Dick Oepkes

5. Quality Control: application of the CUSUM method for laser surgery in TTTS

Dick Oepkes

6. Cardiac function of recipient fetus in TTTS before and after laser therapy.

Romain Favre

7. Classification of Monochorionic Twins Referred for Twin-Twin Transfusion Syndrome

Larry Rand

8. Diastolic Cardiac Pathology in Pregnancies Being Evaluated For Possible Twin-Twin Transfusion Syndrome

Larry Rand

9. Impact of Selective Fetoscopic Laser Photocoagulation for Twin-Twin Transfusion Syndrome on Pulmonary Valve Pathology in the Recipient Twin

Larry Rand

10. Is there a learning curve for TTTS laser after a new fetoscopist joins the team?

Bettina Paek

11. Potential benefits of maternal sedation for fetoscopy using dexmedetomidine – initial experience in Brazil

Denise Araújo Lapa Pedreira

12. Minimally invasive procedures during pregnancy – Preliminary results in a single university center

Cleisson Fábio Andrioli Peralta

16h00 - 16h30 Coffee & Tea Break
Group Picture for Delegates



XXVIII
IFMSS
AMAZON
BRAZIL
2009

September 7 - Monday

16h30 - 18h30 Session B - "Twins (Part 2) & Imaging"

Moderated by : Toshio Chiba & Kenneth Moise

1. Incidence of Complications in Twin Twin Transfusion Syndrome following Selective Fetoscopic Laser Photocoagulation: A single center experience.
Jose F. Vuletin
2. Correlation of clinical outcomes of TTTS treated with laser therapy with post natal placental examination.
Romain Favre
3. Neurologic outcomes after radio frequency ablation of an anomalous twin
Shinjiro Hirose
4. Management of twin reversed arterial perfusion sequence when the acardiac twin is less than 50% the size of the pump twin
Shinjiro Hirose
5. Intracranial abnormalities visualized on fetal imaging in a surviving monochorionic co-twin following a fetal ablation procedure
Larry Rand

September 7 - Monday

6. Monochorionic twin pregnancy outcomes: Impact of arterio-arterial and veno-venous anastomoses

Larry Rand

7. Monochorionic twin pregnancy outcomes: Impact of cord insertion sites

Larry Rand

8. Birth weight prediction by two- and three-dimensional ultrasound

Cleisson Fábio Andrioli Peralta

9. Fetal thigh volumetry by three-dimensional ultrasound: comparison between multiplanar and VOCAL™ techniques

Cleisson Fábio Andrioli Peralta

10. Pilot study of ear measurement with 3_D ultrasound


Norman Ginsberg

11. Fetal diagnosis of penoscrotal tranposition associated with perineal lipoma in one twin.

Yasushi Nakamura

19h00 Dinner : Ariaú Restaurant

20h30 Alligator Spotting



XXVIII
IFMSS
AMAZON
BRAZIL
2009

September 8 - Tuesday

07h00 - 12h30 Scientific Activities

07h00 - 08h00 Editorial Board Meeting Fetal Diagnosis and Therapy (Members only)

08h00 - 10h00 Session C - "Neural Tube Defects"

Moderated by : Michael Harrison & Mark Johnson

1. Management of Myelomeningocele Study (MOMS) Trial Update

Diana Lee Farmer

2. Congenital Obstructive Uropathy Impacts Matrix Metalloproteinase Activity in Fetal Urine

Dario Fauza

3. Delayed Apoptosis of the Meatus (DAM): Etiology of Megalourethra and Prune Belly Syndrome

Michael R. Harrison

4. Preschool Neurodevelopmental Outcome Of Children Following Fetal Myelomeningocele Closure

Mark Johnson

5. The use of an artificial skin in fetal sheep: unexpected new skin formation and its possible impact on the prenatal correction of meningomyelocele

Denise Araújo Lapa Pedreira

6. Modification of the gasless fetoscopy technique for the treatment of “large” lumbar skin defects in the fetal sheep.

Denise Araújo Lapa Pedreira

7. New gentle open fetal surgery with patch and sealant for human spina bifida

Jose L. Peiró

8. Anesthesiologic considerations in open fetal surgery for high risk pregnant. Case report.

Gloria Pelizzo

9. Is there a higher risk of uterine rupture in women with open fetal surgery and previous cesarean section?

Gloria Pelizzo

10. Spinal cord lesion in human fetus with myelomeningocele.

Gloria Pelizzo

11. Significance of Ischaemic Effects in an Ovine Model of Obstructive Uropathy

Kevin Pringle

12. Array-CGH evaluation of fetuses with holoprosencephaly revealed common genomic anomalies

Isabela Machado

13. The Anencephalic Fetus as a Potential Organ Donor

Oluyinka Olutoye



XXVIII
IFMSS
AMAZON
BRAZIL
2009

September 8 - Tuesday

10h30 - 12h30 Session D - "Lungs & Abdomen"

Moderated by : Jean-Martin Laberge & Kevin Pringle

1. European experience with isolated diaphragmatic hernia treated by fetal endoscopic tracheal occlusion (FETO)
Jan Deprest
2. Prenatal biochemical diagnosis of urodigestive fistula and cloaca
Françoise Müller
3. Amniotic Fluid biochemistry in severe polyhydramnios
Françoise Müller
4. Early in vitro TO increases airway branching in fetal lung explants from the nitrofen rat model of congenital diaphragmatic hernia.
Jeremy Grushka
5. Flow of patients with isolated congenital diaphragmatic hernia following referral to a fetal surgery unit.
Jan Deprest
6. Maternal hyperoxygenation test in fetuses treated prenatally for severe isolated congenital diaphragmatic hernia
Jan Deprest
7. Total Trials for moderate and severe pulmonary hypoplasia caused by isolated congenital diaphragmatic hernia – 9 months after kick off.
Jan Deprest
8. Elective preterm delivery in gastroschisis: "seek, compare and if you find something better, just do it".
Jose L. Peiró
9. Raman analysis in lung malformations. A new perspective in fetal research?
Gloria Pelizzo
10. Increased *in vitro* contractile response of the bowel to methacholine in an experimental model of gastroschisis
Lourenço Sbragia

September 8 - Tuesday

11. Hystological evaluation of the trachea after tracheal occlusion in rat fetuses
Laurenço Sbragia
12. Immunohistochemical expression of VEGFR-1 (Flt-1) and VEGFR-2 (Flk-1) in CDH rat model induced by nitrofen .
Laurenço Sbragia
13. Minimally invasive procedures during pregnancy – Preliminary results in a single university center
Cleisson Fábio Andrioli Peralta
14. Prenatal Pulmonary Hypertension Index (pphi): Novel prenatal predictor of severe postnatal pulmonary artery hypertension in antenatally diagnosed congenital diaphragmatic hernia.
Jose F. Vuletin
15. Contemporary Management of CCAM: The UCSF experience
Shinjiro Hirose
16. Percutaneous Fetal Tracheal Occlusion for Severe Congenital Diaphragmatic Hernia (CDH): Initial Experience
Shinjiro Hirose
17. Prenatal Intra Abdominal Bowel Dilatation is Associated with Postnatal Gastrointestinal Complications in Fetuses with Gastroschisis
Shinjiro Hirose


13h00 Lunch Time : Ariaú Restaurant

14h15 Group Picture for Delegates and Accompanying Persons

15h00 Social Activity

19h30 Transfer to the Beach's Luau (by Fast Boat)

20h00 Dinner : "Full Moon Luau"



XXVIII
IFMSS
AMAZON
BRAZIL
2009

September 9 - Wednesday

07h00 - 12h30 Scientific Activities

07h00 - 08h00 Editorial Board Meeting Fetal Diagnosis and Therapy (Members only)

08h00 - 10h00 Session E - "Membranes / Hematology"

Moderated by : Dario Fauza & Nikolaos Papadopulos

1. Stable expression of alloantigens during rapid expansion of human amniotic mesenchymal stem cells *in vitro*: implications for heterologous therapies
Dario Fauza
2. Sternal replacement with bone grafts engineered from amniotic mesenchymal stem cells: a feasibility study
Dario Fauza
3. Early Intrauterine Transfusion or IVIG?
Dick Oepkes
4. Intrauterine Reconstruction Of Cleft Lip-Like Defects By Autogenous Fetal Bone Transplantation And The Rotation-Advancement Flap Technique
Nikolaos A. Papadopulos
5. Quality Control: application of the CUSUM method for intrauterine transfusions
Dick Oepkes

6. Chorioamnion separation (cas) as a risk factor for preterm premature rupture of membrane (pprom) after photocoagulation in twin-twin transfusion syndrome(ttts)
Ramesha Papanna
7. Endoscopic laser coagulation following amnioreduction for the management of a large placental chorioangioma
Ramesha Papanna
8. Distribution of fibroblast growth factor receptor type 2 in fetal membranes - insight into the molecular basis for the non-healing nature of amnion/chorion
Ramesha Papanna
9. Fetal stress/pain response during intrahepatic intravascular blood transfusion: a re-appraisal.
Dick Oepkes



XXVIII
IFMSS
AMAZON
BRAZIL
2009

September 9 - Wednesday

10h30 - 12h30 Session F - "Prenatal Diagnosis & Therapy"

Moderated by : Mark Evans & Eduardo Isfer


1. Down syndrome maternal serum screening in patients with renal disease
Alexandra Benachi
2. The Five Percent Solution: A Beginning
Eugene Pergament
3. The United Screening Approach (USA): Comprehensive Risk Assessment for All Chromosome Abnormalities
Eugene Pergament
4. Is there still a future for free fetal DNA/RNA for aneuploidy?
Mark I. Evans
5. Impact of poor NT performance on sensitivity for aneuploidy
Mark I. Evans
6. The Maternal Immune Response to In Utero Hematopoietic Stem Cell Transplantation
Tippi C. MacKenzie
7. Poly(*n*-isopropylacrylamide)-*co*-poly(acrylic acid) (pnipam-*co*-paa) as a potential sealant for iatrogenic defects of the fetal membranes after fetoscopic procedures
Lovepreet K Mann

7. Poly(*n*-isopropylacrylamide)-*co*-poly(acrylic acid) (pnipam-*co*-paa) as a potential sealant for iatrogenic defects of the fetal membranes after fetoscopic procedures
Lovepreet K Mann
8. Non-invasive detection of fetal chromosomal abnormalities associated with congenital heart defects
Michael Edward Mitchell
9. Chromosome polymorphism association in couples with the subfertility phenotype and fetuses and neonates with congenital defects
Ricardo Barini
10. Expression of IRS-1, IRS-2, IGF-R β and IR- β in uterine growth restriction in experimental uterine artery ligation
Lourenço Sbragia
11. Special anesthetic considerations for challenging patients requiring the EXIT procedure
Olutoyin Olutoye
12. Factors in Maternal Mortality in the Middle East
Shara M. Evans

13h00 Lunch Time : Ariaú Restaurant

15h00 Social Activity

20h30 Dinner : "Gala Dinner"



XXVIII
IFMSS
AMAZON
BRAZIL
2009

September 10 - Thursday

07h00 - 08h00 Editorial Board Meeting Fetal Diagnosis and Therapy (Members only)

08h00 - 09h00 Business Meeting IFMSS

08h30 - 10h00 Scientific Activity (if necessary)

11h30 Meeting Adjourned

11h30 Ariaú Restaurant : *"Brazilian's Feijoada"*

13h00 Departure / Transfer to Hotel Tropical & Airport



XXVIII
IFMSS
AMAZON
BRAZIL
2009

Conference Contacts

Prof. Dr. Eduardo V. Isfer

Scientific Secretariat : Ms. Tábita Lopes

Fetus - Centro de Medicina Fetal

São Paulo - Brasil

Avenida Prof Alfonso Bovero, 1057 - 9º andar - CEP: 05019-011

Phone +55 11 3865 7649 or +55 11 3864 6458

Fax +55 11 3673 7555

E-mails: isfer@fetus.com.br / secretaria@fetus.com.br

Prof. Dr. Ricardo Barini

Scientific Secretariat : Dra. Isabela Nelly Machado

Departamento de Tocoginecologia - FCM/UNICAMP

CEP: 13083-270 - Campinas - SP

Phone +55 19 3251 4646 or +55 19 3294 5807

Fax +55 19 3251 4646

E-mails: ricardo@barini.med.br / barini@fcm.unicamp.br

Congress Office

Ambiental Turismo

Representative: Ms. Liane Fatima Sanchez

Av. Brigadeiro Faria Lima, 156

Pinheiros - São Paulo - SP

Phone +55 11 3818 4600

E-mails: ambiental@ambiental.tur.br / lianetur@uol.com.br



September , 06th

September , 07th - 10th